

FUJI SU1105



DESCRIPTION

Sweat jacket with details in fluor colour. Central zip with puller to contrast. Hood with lining in microperforated polyester fabric in contrasting fluor colour and drawstring and contrasting metal eyelets in fluor colour. Long sleeves with cuff and waist rib 1x1. Two front pockets with wide trim. Reinforced covered seams in neck.

COMPOSITION

60% cotton / 40% polyester, non brushed fleece , 280 g/m²

REMARKS

*Heather grey 58: 85% cotton / 15% viscose.

*Removable label.

SIZES

Adults:: S · M · L · XL · XXL / :

SCHEME



QUANTITIES

Box	Pack
Adults:	
20 un.	1 un.

COLORS

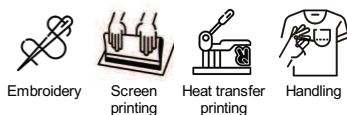


SIZES


Adults:	S	M	L	XL	XXL
WIDTH (A)	50cm	53cm	56cm	59cm	62cm
HEIGHT (B)	63cm	66cm	69cm	72cm	75cm

*[Measured from the edge 1 cm below the sleeves / Measured from the highest point of the shoulder to the end of the garment]


PRINTING TECHNIQUES AVAILABLE



RELATED MODELS




ELBRUS CQ1103



JANGA CQ1110



EVEREST CQ5064



MONTBLANC CQ6421