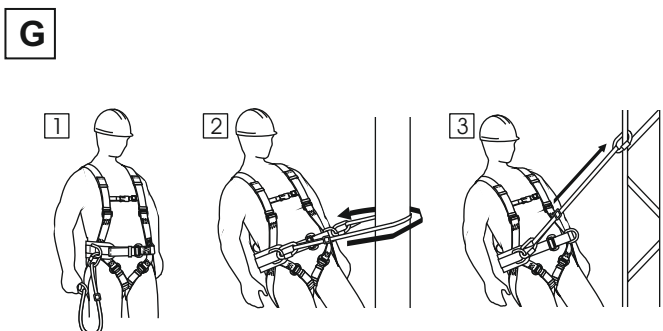
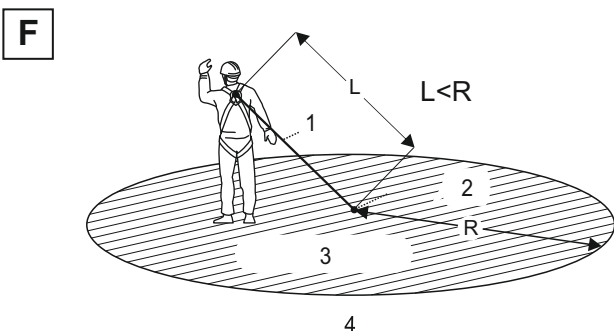
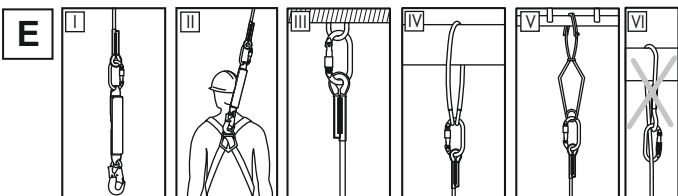
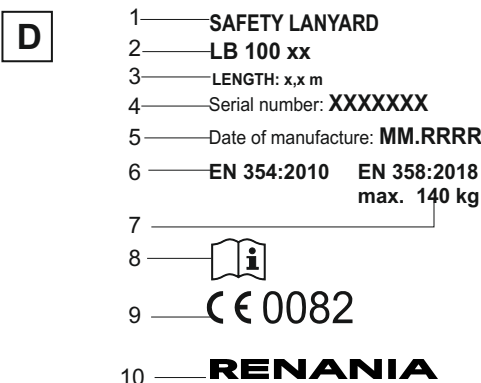
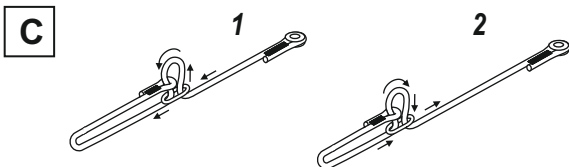
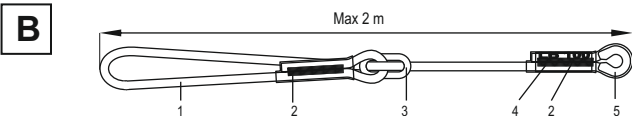




CE 0082
EN 354:2010
EN 358:2018

GB SAFETY LANYARD



GB - NOTICE: Read and fully understand these instructions before using this equipment.

A. DESCRIPTION

The safety lanyard is the component of individual fall protection equipment intended to protect person against falls from a height.

- The safety lanyard can be used as an element of personal protective equipment against falls from a height according to EN 354.
- The fall arrest subassembly consists of the safety lanyard connected to an energy absorber in accordance with EN 355 and to a full body harness in accordance with EN 361. It is attached to a permanent anchor point in accordance with EN 795 and constitutes complete and essential user protection against falls from a height. The lanyard alone can be used as the restraint lanyard.
- The safety lanyard can be used as an element of personal protective equipment for work positioning and preventing falls from a height, according to the standard EN 358 and as a work positioning lanyard.

Lanyard construction

Adjustable lanyard is made of polyester kernmantle rope, ended with loop equipped with plastic thimble from the one side and loop with steel adjusting buckle from the second one.

The diameter of the rope is:

- ϕ 12 mm - Ref. LB100
- ϕ 14 mm - Ref. LB140

B. NOMENCLATURE

- polyester kernmantle rope
- seam
- steel adjusting buckle
- identity label
- loop with thimble

C. LENGTH ADJUSTMENT

- Shortening
- Lengthening

D. MEANING OF THE MARKING

- device type
- reference number*
- lanyard length
- lanyard serial number
- month and year of manufacture
- number and year of issuing an European standards applicable for the lanyard
- max. rated load for work positioning use
- note: study the instruction before use
- The CE mark and number of the notified body responsible for performing the manufacturing process inspection
- manufacturer or distributor marking

*) xx device length designation,
for example: xx = 05 0,5 m long;
xx = 20 2,0m long

E. USING THE SAFETY LANYARD AS A CONNECTING AND SHOCK-ABSORBING SUBASSEMBLY (EN 354)

- Connect one lanyard snap hook to the energy absorber in accordance with EN 355 fig. I
- The then created connecting and shock-absorbing subassembly is to be attached by the energy absorber snap hook to the front or rear full body harness fastening buckle marked as "A" fig. II
- The other lanyard snap hook is to be attached to a selected permanent anchor point with a minimum strength of 12 kN.
 - directly - fig. III
 - using an additional fastening element in accordance with EN 795 or EN 362 - fig. IV and V
 - It's forbidden to use the lanyard choke hitched fig. VI.

ATTENTION: The total length of the energy absorber, safety lanyard, snap hooks and fastening elements cannot exceed 2m.

The safety lanyard cannot be used as a device arresting falls from a height without its energy absorber. The safety lanyard can be used without the energy absorber as a restraint lanyard only - to restrain the user staying in falls from a height dangerous zone.

NOTES: - In determining the space under the workplace required to arrest the fall, consider the length of lanyard as an additional element that extends the distance for arresting a fall.

- The total length of the safety lanyard connected to an energy absorber compliant with EN 355 and snap hooks and fasteners shall not exceed 2m.
- The user should minimise the amount of slack in the lanyard near a fall hazard.
- The user should avoid interlacing the lanyard between construction elements or the situation when there is a risk of falling over the sharp edge (e.g. roof edge).
- The lanyard can be used in temperatures from -45°C to 50°C.
- Do not use only the safety lanyard (with no shock absorber) on its own as a device to arrest a fall from height.
- Two separate lanyards each with an energy absorber should not be used side by side (i.e. parallel).
- The free tail of a twin tail (double) lanyard combined with energy absorber should not be clipped back on the harness
- It is permissible to use the safety lanyard without a shock absorber only as a rope that restricts (prevents) the worker from the area at risk of a fall.

F. USING THE SAFETY LANYARD AS A RESTRAINT LANYARD

- Safety lanyard
- Anchor point
- Working area
- Falls from a height area

The safety lanyard can be used as an element of personal protective system that prevents falls from a height by restricting the travel of the user, so that the person is prevented from reaching areas or positions where the risk of a fall from a height exists. The restraint system is not intended to arrest a fall from a height or work in situations where the user needs support from the body holding device (e.g. to prevent him from slipping or falling). Any suitable body holding device may be used in the restraint system. The length of the lanyard (L) must be shorter than the distance from the anchor point to the fall arrest area - see drawing alongside.

G. USING THE SAFETY LANYARD AS WORK POSITIONING LANYARD (EN 358)

Work positioning lanyard is used to prevent a free fall of the user by connecting a body holding device to an anchor point or to a structure by encircling it and supporting the user in tension. The

[illegible]